









How to dissect owl pellets

You will need:

- Tray 
- Owl pellets (these can often be found on the ground under owl roosts). 
- Tweezers or cocktail sticks 
- Magnifying lens 
- Kitchen roll 
- Water 
- Laundry bleach 
- Black paper 


1 Fill up your tray a third high with water. Soak the owl pellets in the water for 10-15 minutes.



2 Gently tease the pellet apart with tweezers, and look for small animal bones.



3 Separate out bones and put them on kitchen roll to dry.

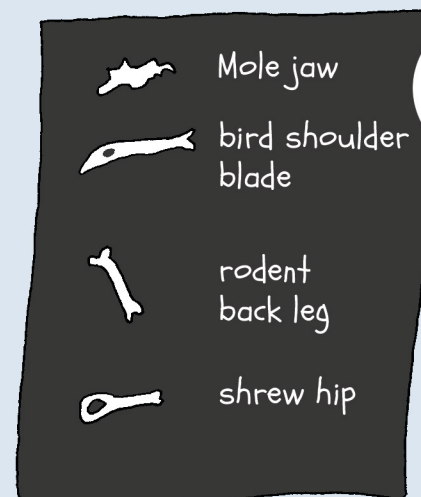


4 To whiten them, soak the bones in 150ml of laundry bleach for an hour.



Ask an adult to help you with this bit.

5 Lay them out on black paper and use your magnifying glass to take a closer look at what animals the owl has eaten.



Wash your hands after you've finished

